




ARCONIC

Magna-Bulb[®] Unique Bulbing Fastener with Large Blind-Side Surface

High Pull-Out Resistance

Mechanical, Solid-Circle Lock
Design for High Strength

Broad Bearing Surface



HUCK[®]



Huck Magna-Bulb®

A Unique Bulbing Fastener for Superior Blind-Side Strength

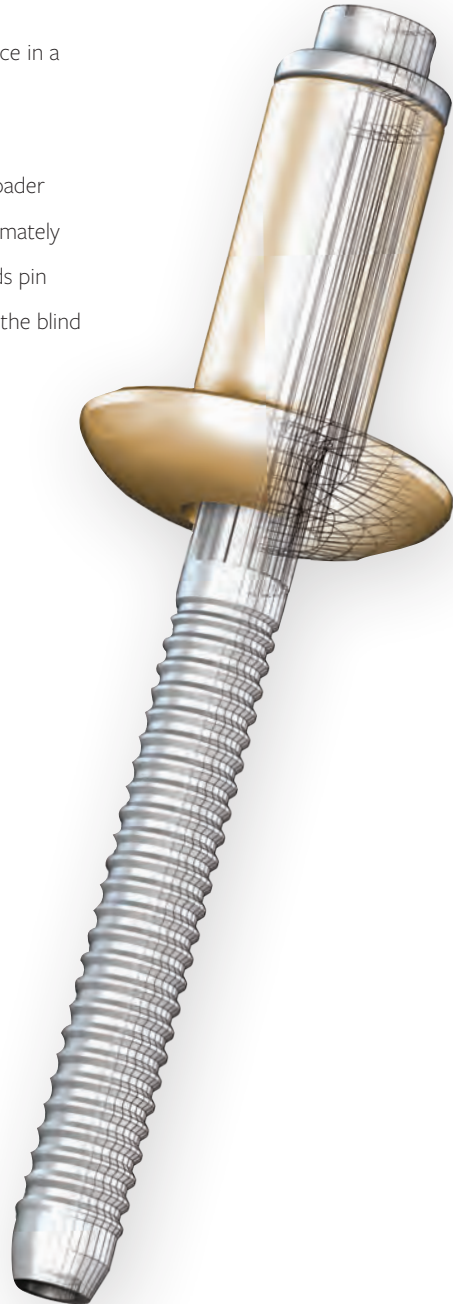
The Huck® Magna-Bulb® was designed to offer high strength and vibration-resistant performance in a wide variety of materials, such as plastic, fiberglass, metal, and composite fabrication.

This unique, clamp-type fastener was engineered specifically for blind side sheets, featuring a broader bearing surface. Its bulbing action during installation helps spread the load over a wider area, ultimately creating a stronger, longer-lasting connection. An internal mechanical solid-circle lock design adds pin retention strength while ensuring the highest level of vibration resistance. And the wide bulb on the blind side eliminates pull-through when used in thin materials.

Available Sizes: 3/16", 1/4", 5/16"

Materials: Steel

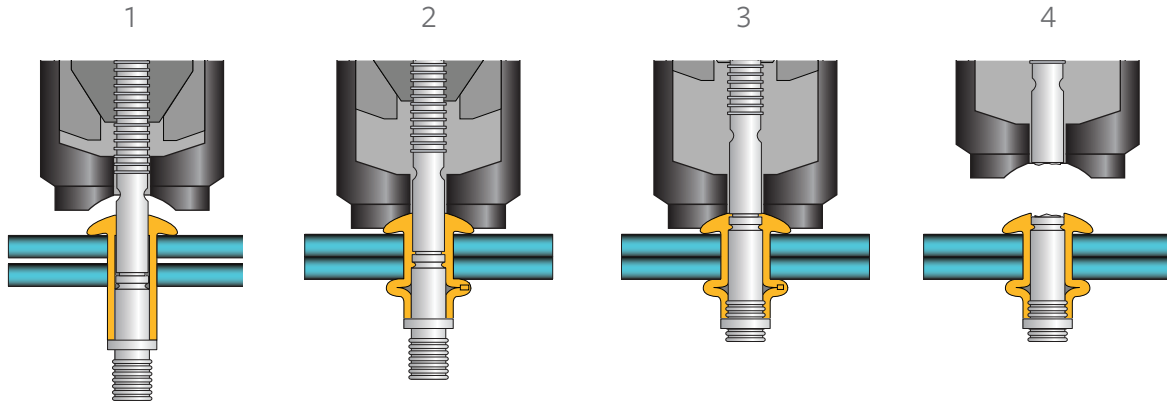
Headstyles: Protruding, 100° Oval Countersunk



Magna-Bulb Benefits

- Unmatched installation speed
- Low overall installed cost
- Vibration resistant
- Weather-resistant seal
- Quiet non-torque tools
- No repetitive stress injuries
- Eliminates need for secondary operations
- No special training or skills required for operators

Installation Sequence



1
Insert the fastener into the hole and slip the installation tool over the pintail.

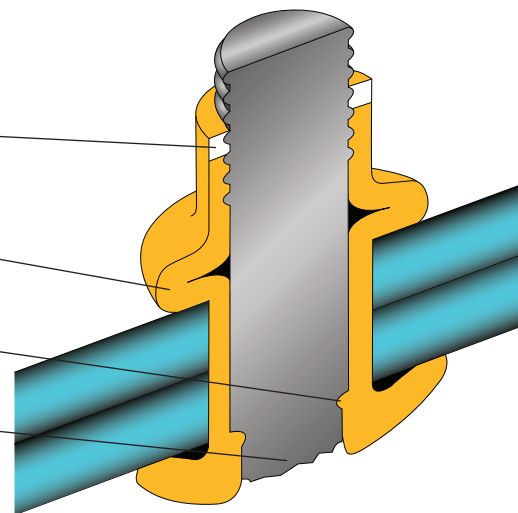
2
Press the trigger to initiate pulling action. As the tool pulls on the pintail, the pin (mandrel) expands the sleeve and begins drawing the work pieces together.

3
Continued pulling on the pintail expands the bulb to maximum allowable diameter. The shear ring then breaks and catches on the annular grooves as the pin continues to draw down inside the sleeve.

4
A solid circle lock between the pin and sleeve is formed just prior to the pin breaking flush with the sleeve head, completing the installation.

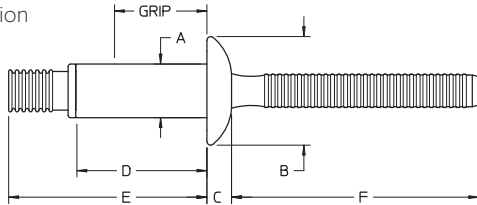
Secure, Fast Installation

1. A unique shear ring design promotes bulb formation and grip adjustment for flush break throughout the grip range.
2. The bulb provides the fastener with a broader surface area, ensuring permanent clamp.
3. The unique solid-circle lock design ensures maximum strength and resistance to vibration.
4. The Magna-Bulb breaks flush throughout the entire grip range, eliminating cosmetic finish work and ensuring secure installation with only a visual inspection required.

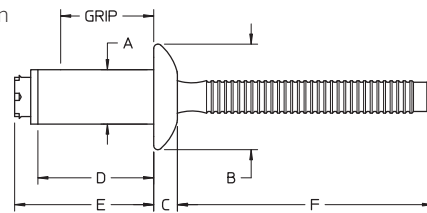


Data and Dimensions

Standard Version



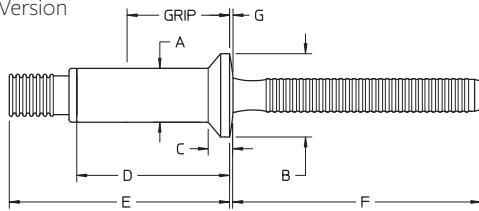
Clearance Version



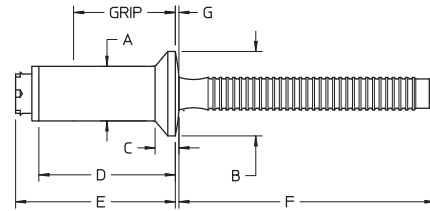
Protruding Head Dimensions

DIAMETER	STANDARD	CLEARANCE	GRIP RANGE (IN)	GRIP RANGE (MM)	HOLE SIZE	A NOM	B MAX	C MAX	D MAX	STANDARD E MAX	CLEARANCE E MAX	F MIN
6 (3/16")	MBP-R6-M2	MBCP-R6-M2	.075-.110	1.9-2.8	.191-.201	0.187	0.395	0.101	0.325	0.588	0.403	1.084/1.079(MBCP)
	MBP-R6-M3	MBCP-R6-M3	.087-.150	2.2-3.8	.191-.201	0.187	0.395	0.101	0.365	0.668	0.481	1.044/1.039(MBCP)
	MBP-R6-M4	MBCP-R6-M4	.126-.189	3.2-4.8	.191-.201	0.187	0.395	0.101	0.404	0.691	0.505	1.060/1.055(MBCP)
	MBP-R6-M5	MBCP-R6-M5	.165-.228	4.2-5.8	.191-.201	0.187	0.395	0.101	0.443	0.730	0.544	1.060/1.055(MBCP)
	MBP-R6-M6	MBCP-R6-M6	.205-.268	5.2-6.8	.191-.201	0.187	0.395	0.101	0.483	0.770	0.584	1.060/1.055(MBCP)
	MBP-R6-M7	MBCP-R6-M7	.244-.307	6.2-7.8	.191-.201	0.187	0.395	0.101	0.522	0.809	0.623	1.060/1.055(MBCP)
	MBP-R6-M8	MBCP-R6-M8	.283-.347	7.2-8.8	.191-.201	0.187	0.395	0.101	0.562	0.849	0.663	1.060/1.055(MBCP)
	MBP-R6-M9	MBCP-R6-M9	.323-.386	8.2-9.8	.191-.201	0.187	0.395	0.101	0.601	0.888	0.702	1.060/1.055(MBCP)
	MBP-R6-M10	MBCP-R6-M10	.362-.425	9.2-10.8	.191-.201	0.187	0.395	0.101	0.640	0.927	0.741	1.060/1.055(MBCP)
	MBP-R6-M11	-	.402-.465	10.2-11.8	.191-.201	0.187	0.395	0.101	0.680	0.967	-	1.060
	MBP-R6-M12	-	.441-.504	11.2-12.8	.191-.201	0.187	0.395	0.101	0.719	1.006	-	1.060
	MBP-R6-M13	-	.481-.544	12.2-13.8	.191-.201	0.187	0.395	0.101	0.759	1.046	-	1.060
	MBP-R6-M14	-	.520-.583	13.2-14.8	.191-.201	0.187	0.395	0.101	0.798	1.085	-	1.060
	8 (1/4")	MBP-R8-M2	MBCP-R8-M2	.060-.138	1.5-3.5	.261-.272	0.253	0.530	0.125	0.437	0.773	0.547
MBP-R8-M3		MBCP-R8-M3	.110-.189	2.8-4.8	.261-.272	0.253	0.530	0.125	0.488	0.860	0.649	1.147
MBP-R8-M4		MBCP-R8-M4	.150-.229	3.8-5.8	.261-.272	0.253	0.530	0.125	0.528	0.940	0.728	1.107
MBP-R8-M5		MBCP-R8-M5	.189-.268	4.8-6.8	.261-.272	0.253	0.530	0.125	0.567	0.912	0.701	1.174
MBP-R8-M6		MBCP-R8-M6	.229-.308/.229-.306(MBCP)	5.8-7.8	.261-.272	0.253	0.530	0.125	0.607	0.947	0.737	1.179
MBP-R8-M7		MBCP-R8-M7	.268-.346	6.8-8.8	.261-.272	0.253	0.530	0.125	0.646	0.986	0.776	1.179
MBP-R8-M8		MBCP-R8-M8	.308-.387	7.8-9.8	.261-.272	0.253	0.530	0.125	0.686	1.026	0.816	1.179
MBP-R8-M9		MBCP-R8-M9	.346-.425	8.8-10.8	.261-.272	0.253	0.530	0.125	0.725	1.065	0.855	1.179
MBP-R8-M10		-	.387-.466	9.8-11.8	.261-.272	0.253	0.530	0.125	0.765	1.105	-	1.179
MBP-R8-M11		MBCP-R8-M11	.425-.504	10.8-12.8	.261-.272	0.253	0.530	0.125	0.804	1.144	0.934	1.179
MBP-R8-M12		-	.466-.545	11.8-13.8	.261-.272	0.253	0.530	0.125	0.844	1.184	-	1.179
MBP-R8-M13		MBCP-R8-M13	.504-.583	12.8-14.8	.261-.272	0.253	0.530	0.125	0.883	1.223	1.013	1.179
-		MBCP-R8-M16	.622-.701	15.8-17.8	.261-.272	0.253	0.530	0.125	1.002	-	1.132	1.178
MBP-R8-M18		-	.701-.780	17.8-19.8	.261-.272	0.253	0.530	0.125	1.079	1.419	-	1.179
MBP-R8-M19		MBCP-R8-M19	.741-.820/.740-.819(MBCP)	18.8-20.8	.261-.272	0.253	0.530	0.125	1.120	1.460	1.250	1.179
-		MBCP-R8-M25	.976-1.055	24.8-26.8	.261-.272	0.253	0.530	0.125	1.359	-	1.489	1.176
-		MBCP-R8-M29	1.134-1.213	28.8-30.8	.261-.272	0.253	0.530	0.125	1.512	-	1.642	1.179
-		MBCP-R8-M31	1.212-1.291	30.8-32.8	.261-.272	0.253	0.530	0.125	1.592	-	1.722	1.179
MBP-R8-M32	-	1.252-1.331	31.8-33.8	.261-.272	0.253	0.530	0.125	1.632	1.972	-	1.179	
10 (5/16")	MBP-R10-3	-	.150-.250	3.8-6.4	0.3275-.340	0.316	0.655	0.152	0.620	1.104	-	1.379
	MBP-R10-4	-	.200-.300	5.1-7.6	0.3275-.340	0.316	0.655	0.152	0.670	1.154	-	1.379
	MBP-R10-5	-	.250-.350	6.4-8.9	0.3275-.340	0.316	0.655	0.152	0.720	1.204	-	1.379
	MBP-R10-6	-	.300-.400	7.6-10.2	0.3275-.340	0.316	0.655	0.152	0.770	1.254	-	1.379
	MBP-R10-7	-	.350-.450	8.9-11.4	0.3275-.340	0.316	0.655	0.152	0.820	1.304	-	1.379
	MBP-R10-8	-	.400-.500	10.2-12.7	0.3275-.340	0.316	0.655	0.152	0.870	1.354	-	1.379
	MBP-R10-9	-	.450-.550	11.4-14.0	0.3275-.340	0.316	0.655	0.152	0.920	1.404	-	1.379
	MBP-R10-10	-	.500-.600	12.7-15.2	0.3275-.340	0.316	0.655	0.152	0.970	1.454	-	1.379

Standard Version



Clearance Version



Oval Head Dimensions

DIAMETER	STANDARD	CLEARANCE	GRIP RANGE (IN)	GRIP RANGE (MM)	HOLE SIZE	A NOM	B MAX	C MAX	D MAX	STANDARD E MAX	CLEARANCE E MAX	F MIN	G (REF)	
8 (1/4")	MBV-R8-M4	-	.150–.229	3.8–5.8	.261–.272	0.253	0.410	0.130	0.528	0.864	-	1.199	0.030	
	MBV-R8-M5	-	.189–.268	4.8–6.8	.261–.272	0.253	0.410	0.130	0.567	0.939	-	1.160	0.030	
	MBV-R8-M6	-	.229–.308	5.8–7.8	.261–.272	0.253	0.410	0.130	0.607	1.019	-	1.120	0.030	
	MBV-R8-M7	-	.269–.348	6.8–8.8	.261–.272	0.253	0.410	1.130	0.647	0.992	-	1.186	0.030	
	-	MBCV-R8-M7.5		.290–.370	7.4–9.4	.261–.272	0.253	0.410	0.130	0.667	-	0.801	1.166	0.030
	MBV-R8-M9	-	.346–.425	8.8–10.8	.261–.272	0.253	0.410	0.130	0.725	1.065	-	1.192	0.030	
	MBV-R8-M10	-	.387–.466	9.8–11.8	.261–.272	0.253	0.410	0.130	0.765	1.105	-	1.192	0.030	
	MBV-R8-M13	-	.504–.583	12.8–14.8	.261–.272	0.253	0.410	0.130	0.883	1.223	-	1.192	0.030	
	MBV-R8-M19	MBCV-R8-M19		.741–.820/ .740–.818(MBCV)	18.8–20.8	.261–.272	0.253	0.410	0.130	1.120	1.460	1.250	1.192	0.030
10 (5/16")	MBV-R10-5	-	.250–.350	6.4–8.9	0.3275–.340	0.316	0.460	0.160	0.770	1.254	-	1.334	0.047	
	MBV-R10-6	-	.300–.400	7.6–10.2	0.3275–.340	0.316	0.460	0.160	0.820	1.304	-	1.334	0.047	
	MBV-R10-7	-	.350–.450	8.9–11.4	0.3275–.340	0.316	0.460	0.160	0.870	1.354	-	1.334	0.047	
	MBV-R10-8	-	.400–.500	10.2–12.7	0.3275–.340	0.316	0.460	0.160	0.920	1.404	-	1.334	0.047	
	MBV-R10-9	-	.450–.550	11.4–14.0	0.3275–.340	0.316	0.460	0.160	0.970	1.454	-	1.334	0.047	
	MBV-R10-10	-	.500–.600	12.7–15.2	0.3275–.340	0.316	0.460	0.160	1.020	1.504	-	1.334	0.047	
	MBV-R10-11	-	.550–.650	14.0–16.5	0.3275–.340	0.316	0.460	0.160	1.070	1.554	-	1.334	0.047	
	MBV-R10-12	-	.600–.700	15.2–17.8	0.3275–.340	0.316	0.460	0.160	1.120	1.604	-	1.334	0.047	
	MBV-R10-13	-	.650–.750	16.5–19.1	0.3275–.340	0.316	0.460	0.160	1.170	1.654	-	1.334	0.047	



Data and Dimensions

Blind Fastener Values - ibf (KN)								
			SHEAR		TENSILE		PIN RETENTION	
			MIN	TYP	MIN	TYP	MIN	TYP
6 (3/16")	MBP/MBV	ALL GRIPS	1950	2100	1050	1150	150	300
	MBC	ALL GRIPS	1650	1900	850	1025	150	300
8 (1/4")	MBP/MBV	-M2	2600	N/A	1900	N/A	300	550
		-M3	2700	N/A	1900	2300	300	550
		-M4	2760	N/A	1900	2300	300	550
		-M5	3000	3450	1900	2350	300	550
		-M6	3200	3450	1900	2350	300	550
		-M7 AND HIGHER	3500	3650	1900	2500	300	550
	MBC	-M2	2300	N/A	1600	1750	300	550
		-M3	2400	N/A	1600	1750	300	550
		-M4	2500	N/A	1600	1800	300	550
		-M5	3000	3200	1600	1825	300	550
		-M6	3000	3450	1600	1850	300	550
		-M7 AND HIGHER	3000	3450	1600	1950	300	550
10 (5/16")	MBP/MBV	ALL GRIPS	5000	5500	2960	3850	470	1200

Follow the form below to construct a part number for ordering Huck Magna-Bulb blind fasteners. Refer to the data and dimensions chart for grip numbers.

STANDARD VERSION

MB (HEAD STYLE) - (MATERIAL) (DIAMETER) - (GRIP NUMBER)

Example: MBP-R6-M4 is a Protruding Head Magna-Bulb, Steel, 3/16" Diameter, M4 Grip.

CLEARANCE VERSION

MBC (HEAD STYLE) - (MATERIAL) (DIAMETER) - (GRIP NUMBER)

Example: MBCP-R8-M3 is a Protruding Head Clearance Magna-Bulb, Steel, 1/4" Diameter, M3 Grip.

HEAD STYLE	PREFIX
PROTRUDING HEAD	P
OVAL HEAD	V

MATERIAL	CODE
STEEL	R

DIAMETER	CODE
3/16"	6
1/4"	8
5/16"	10

Materials and Finishes				
MATERIAL	SLEEVE	PIN	SLEEVE FINISH	PIN FINISH
STEEL	LOW CARBON STEEL	MEDIUM CARBON STEEL	ZINC PLATE/CHROMATE/GOLD DYE	ZINC PLATED CLEAR CHROMATE

Installation Tooling

Installation Tools									
PNEUDRAULIC TOOLS								HYDRAULIC TOOLS	
TOOL MODEL	SIZE	254	256	2015	2022	2024*	2025	2480	2581
NOSE ASSEMBLY	3/16"	99-3327	99-3327	INCLUDED	99-3303	99-3303	99-3303	99-3303	99-3327
	3/16" & 1/4"	-	-	-	99-3487**	99-3487**	99-3487**	-	-
	1/4"	99-3328	99-3328	INCLUDED	99-3305	99-3305	99-3305	99-3305	99-3328
	5/16"	99-3307	99-3307	-	-	-	-	-	99-3307

* Recommended

** Not recommended for high volume production.

Tooling Weight and Dimensions					
MODEL	TYPE	WEIGHT	LENGTH	HEIGHT	WIDTH
254	PNEUDRAULIC	8.7 LBS	8.1"	14.9"	8.0"
256	PNEUDRAULIC	11.1 LBS	7.9"	14.9"	6.3"
2015	PNEUDRAULIC	4.9 LBS	10.6"	12"	3.5"
2022	PNEUDRAULIC	5.4 LBS	8.6"	12.6"	4.4"
2024*	PNEUDRAULIC	5.75 LBS	8.9"	12.6"	4.4"
2025	PNEUDRAULIC	5.8 LBS	8.5"	12.7"	4.4"
2480	HYDRAULIC	2.2 LBS	8.2"	6.6"	1.9"
2581	HYDRAULIC	5.5 LBS	8.4"	7.1"	2.1"

* Recommended

** Not recommended for high volume production.



Model 2015

Model 2480

Model 2024

Arconic Fastening Systems



Arconic Inc. (NYSE: ARNC) creates breakthrough products that shape industries, providing solutions to complex engineering challenges to transform the way we fly, drive, build, and power. Combining ingenuity and advanced manufacturing, we deliver products that meet the challenges and demands faced by our customers.

Arconic Fastening Systems, formerly Alcoa Fastening Systems & Rings, is a global leader in fastening technology. Offering the greatest breadth and depth of fastening system solutions in the industry, Arconic continues to reflect the same commitment to product quality and support that customers have come to expect. To serve its growing market, Arconic Fastening Systems maintains corporate offices worldwide. In addition, Arconic distributors are located in many key industrial centers throughout the world, providing a ready supply of fasteners, installation tools, tool parts, and application assistance.

Americas

Waco Operations
8001 Imperial Drive
Waco, TX 76712, USA
P.O. Box 8117
Waco, TX 76714-8117, USA
Tel: +1 800 388 4825
Fax: +1 800 798 4825

Kingston Operations
1 Corporate Drive
Kingston, NY 12401, USA
Tel: +1 800 278 4825
Fax: +1 845 334 7333

Tracy Operations
1925 North MacArthur Drive
Tracy, CA 95376, USA
Tel: +1 800 826 2884
Fax: +1 800 573 2645

Carmel Operations
14300 Clay Terrace Blvd.
Suite 250
Carmel, IN 46032, USA
Tel: +1 800 826 2884
Fax: +1 800 573 2645

Tacubaya Operations
Avenida Parque Lira
79-402 Tacubaya
Mexico C P 11850
Tel: +52 55 5515 1776
Fax: +52 55 5277 7564

São Paulo Operations
Av. Nações Unidas, 12.901
Torre Oeste, 3º andar
São Paulo – SP – Brasil
04578-000
Tel: +55 0800 015 9888
Fax: +55 11 5509 0200

International Locations

Kolkata Operations
Unit no. 28, Chowringhee Court
55/1, Chowringhee Road
Kolkata – 700071
India
Tel: +91 33 4069 9170/80
Fax: +91 33 4069 9184

Tokyo Operations
Arconic Japan Ltd.
#1013 NBF Hibiya Bldg, Uchisaiwai-cho,
Chiyoda-ku
Tokyo 100-1011
Japan
Tel: +81 3 3539 6577
Fax: +81 3 3539 6585

Melbourne Operations
1508 Centre Road
Clayton, Victoria, 3168
Australia
Tel: +61 3 8545 3333
Fax: +61 3 8545 3390

Suzhou Fasteners Operations
58 Yinsheng Road, Shengpu
Suzhou Industrial Park
Suzhou Jiangsu 215126
China
Tel: +86 0512 62863800-8888
Fax: +86 0512 62863810

Telford Operations
Unit C, Stafford Park 7
Telford, Shropshire TF3, 3BQ
United Kingdom
Tel: +44 1952 2900 11
Fax: +44 1952 2904 59

St. Cosme Operations
9 rue de Cressonnieres
72110 Saint Cosme en Varais
France
Tel: +33 0 2 43 31 41 00
Fax: +33 0 2 43 31 41 41

Kelkheim Operations
Industriestr. 6
65779 Kelkheim
Germany
Tel: +49 (0) 6195 8050
Fax: +49 (0) 6195 2001



afshuck.net
[YouTube.com/AFSIndustrial](https://www.youtube.com/AFSIndustrial)

The information contained in this publication is only for general guidance, and is not intended to create any warranty, express, implied, or statutory; all warranties are contained only in AFS's written quotations, acknowledgments, and/or purchase orders. It is recommended that the user secure specific, up-to-date data and information regarding each application and/or use of such products.



ARCONIC